

COLLEGE PLANNING CHECKLISTS



YOUR GUIDE TO
THE COLLEGE PROCESS

QUESTIONS?

 1.800.442.6459

 uwhelp@uwex.edu








 uwhelp.wisconsin.edu







Published by
UW HELP, a program
of the UW System.

Junior Year

THROUGHOUT THE YEAR:

-  Get ready for the ACT and/or SAT. Make sure to register.
-  Explore potential UW System campuses and see what appeals to you, then visit websites and attend college fairs to hone in on what's important to you.
-  Download the UW Journey App. Learn more about how to apply and pay for college.
-  Stay on track with your classes and grades.
-  Take the ACT and/or SAT.
-  Ask the teachers, counselors and coaches who know you best for letters of recommendation.
-  Register for UW System campus tours.

SUMMER:

-  Research admissions requirements for the colleges you're interested in.
-  Review priority dates and deadlines for admission.
-  Begin drafting application essays.
-  Tour colleges.

COLLEGE PLANNING CHECKLISTS



YOUR GUIDE TO
THE COLLEGE PROCESS

QUESTIONS?

 1.800.442.6459

 uwhelp@uwex.edu

 uwhelp.wisconsin.edu



Published by
UW HELP, a program
of the UW System.

Senior Year

FALL:

- Meet with your high school counselor.
- Keep track of application dates and deadlines, scholarships and housing.
- Submit applications and payments/waivers.
- Send application materials to the admissions offices. Include transcripts, test scores, and letters of recommendation.
- Apply for FAFSA (Free Application for Federal Student Aid) at FAFSA.gov.

WINTER:

- Decide which college or university you will attend next fall.
- If required, pay your enrollment deposit.
- Complete your housing application.
- Watch your email for campus updates.
- Make housing arrangements.
- Register for college placement tests.

SPRING:

- Admissions will be looking at grades for your last semester, too. Finish strong!
- Take placement tests.
- Review financial aid offer(s) from your future campus.
- Send final grades from your senior year to the campus you'll be attending.

SUMMER:

- Sign up for student orientation at your future campus.
- Get prepped for freshman year!